



Evidence-Based  
Literacy Instruction™



## WHAT ARE ETSL AND EBLI?

**ETSL: EBLI (Evidence-Based Literacy Instruction)**

**Online Teacher Training and Student Lesson System**

**ETSL: Delivery platform and system**

**EBLI: Skills, Concepts, and Information taught**

### • K-5 Classroom Teachers

- Teacher training
  - Evergreen
  - Includes Student-facing teacher PD
  - Transferable with Teacher Turnover
  - Training Certificate with Credit Hours upon Completion
- Explicit, foundational student instruction
  - Phonemic Awareness
  - Phonics
    - Linguistic phonics
    - Speech-first decoding and encoding
  - Fluency
  - Vocabulary
  - Comprehension
  - Handwriting
  - Spelling
  - Comprehension





Teachers can enhance their classroom literacy instruction with the EBLI Training and Student Lessons (ETSL) that follow a speech-first approach. This approach recognizes the vital role of speech and language skills in a child's ability to decode and comprehend written text effectively. The materials provide explicit instruction in the five essential components of reading, as well as handwriting, spelling, and writing.

Grade (Lesson Count): K (120), 1 (100), 2-3 (80), 4-5 (50)



1

### Initial Teacher Training & Modeling

A **full-day asynchronous orientation** equips educators with theoretical and background knowledge for effective EBLI implementation. Teachers **observe EBLI experts modeling lessons**, both through role-playing and videos featuring real students in classrooms.



### Watch Instructional Video Alone

Unique activities are revisited with different content through EBLI student lessons that contain over 100 activities teaching the five essential components of reading, as well as spelling and writing, based on a speech-first approach.

Asynchronous videos model each lesson, guiding both students and teachers. As teachers become more familiar with EBLI, they gradually take over teaching the lessons as the teaching-learning role transitions.

2

### Ongoing

Educators can access monthly live coaching calls and a video library of over 3,000 EBLI activities with different grades and group sizes.

3



### Use Instructional Video in Class with Students

During planning, teachers preview and participate in the video as students, then play it to their students while facilitating and providing error corrections. With repeated activities and new sub-skills, video reliance decreases until phased out entirely, with the teacher leading all lessons (step 4).



4

### Teach Students without Videos

Initially, lessons in the early weeks of the school year are primarily delivered to students through videos. However, as time progresses, the teachers transition to teaching without relying on videos while still having access to support from instructional videos and other resources discussed in step 2.

## MORE ABOUT EBLI

### • For Teachers

- Comprehensive
  - Lessons provided
  - Student and teacher materials provided
- Supported
- Simultaneous Teacher Learning and Student Teaching
- Gradual Release
  - Student Instruction Videos
    - Teacher Facilitated
    - Faded away as Teacher Learning progresses

### • For Students

- Integrated
- Comprehensive
- Accelerated
- Streamlined
- Differentiated
- Engaging
- Multi-modal
  - Speaking
  - Hearing
  - Saying
  - Writing
- Transfers across the curriculum
- Behavior management embedded



# ETSL: DELIVERY COMPONENTS

## ADMIN SUPPORT AND TEACHER LEARNING

### • Administrative Support

- Teacher support administrator per school
- Teacher progress reports - administrator can request
- Liaison to the EBLI team

### • Teacher Learning

- Year-long subscription
- Scope and Sequence
- Teacher Training for each activity
  - 50 - 120 Lessons (varies by grade level)
    - Each lesson has 2 activities
      - 20 unique activities
        - Repeat throughout lessons
    - Steps for each Activity: 'What and How'
      - Video instruction and examples
      - Documents
    - Helpful Hints: 'Why'
      - Video instruction and rationale
      - Documents

- Classroom video examples of each activity
- Teacher's Guide (lesson plans) bound for easy access
- Embedded Error Correction
- Behavioral Management processes
- Monthly Coaching Calls and Private EBLI Members Facebook group
- Access to EBLI Member's Area with over 3000 videos for additional coaching



Teaching the World to Read

#### Lesson 11

**A1: Authentic Lesson - MS Spelling: Words from I Break Stuff for a Living**

**\*\*The teacher will teach this activity, there is no Student Activity Video**

**A2: Authentic Lesson - MS Split Word Reading: Words from I Break Stuff for a Living**

**\*\*The teacher will teach this activity, there is no Student Activity Video**

**Worksheet for Teacher Only**  
**Teacher Lesson Plan for Authentic Lesson**  
 5th Grade Lessons 11 and 12  
 Text Title: I Break Stuff for a Living

Directions: Choose a text to read with your student(s). Write the title on the line above. Before reading, pull out the 10 most difficult multi-syllable words (go for words that are 3 or more syllables long). Use this template to help you plan and pre-EBLize your words. Use the Student Lesson template to rewrite the last 8 words all together and visually split (without definitions) IF you teach this lesson with a document camera or in a small group.

Teach the following 2 words using **Multi-syllable Spelling** (DO NOT show the word). Put on syllable/sound lines so you know what the activity looks like once complete.

Word 1: <u>n</u> <u>ei</u> g <u>h</u> <u>b</u> <u>o</u> r <u>h</u> <u>oo</u> <u>d</u>	Word 2: <u>a</u> <u>ss</u> <u>i</u> <u>gn</u> <u>m</u> <u>e</u> <u>n</u> <u>t</u>
district/community within a town or city	task assigned to someone (ment. result of an action)

Teach the following 8 words using **Multi-syllable Split Word Reading**.

Words for you to split (all together, with definition underneath)	Split words here (visual spaces/underlines)
1: eventually <i>in the end (fr. you, ly. characteristic of)</i>	1: e ven tu a lly
2: architect <i>a person who designs buildings (arch. chief)</i>	2: ar chi tect
3: curiosity <i>strong desire to know or learn (ty. quality, state, degree)</i>	3: cur i o si ty
4: supersonic <i>greater than the speed of sound (ic. pertaining to)</i>	4: su per so nic
5: trigonometry <i>a form a mathematics with angles (big. triangle, met. to measure)</i>	5: tri go no me try
6: perplexed <i>confused (per. very, ed. past tense)</i>	6: per plex ed
7: expression <i>making known your feelings (ex. from. ssion. result of)</i>	7: ex pre ssion
8: assurance <i>a promise (since. action or process)</i>	8: a ssur ance



# ETSL: DELIVERY COMPONENTS


## STUDENT LEARNING

### • Student Learning

- Video to teach students
  - Whole-Class explicit instruction
    - Small-Group Reading and Differentiated Instruction
    - Teacher facilitates
    - Videos fade over time
      - Teacher takes over instruction
- Materials
  - Included
    - Video instruction transitionally
    - Stories for Small-Group Reading
    - Content Words, Rubrics, Examples
      - For each activity
    - Independent practice worksheets
    - Formative Assessment materials
    - Parent Resources
  - Needed (for each student)
    - Whiteboards
    - Markers
    - Erasers
    - Phonic Books Decodable Readers for K-1st (optional)
    - EBLI Apps for practice (optional)




## 4th Grade & 5th Grade: Novels



### 4th Grade Teachers

- 4th grade teachers will need a classroom set of *Harriet Tubman* for ETSL
- [CLICK HERE](#) to purchase

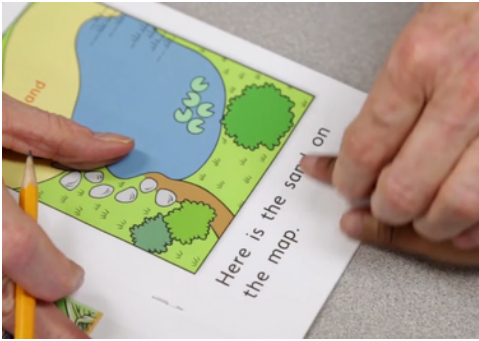


### 5th Grade Teachers


- 5th grade teachers will need a classroom set of *Hatchet* for ETSL
- [CLICK HERE](#) to purchase

# SEE EBLI IN ACTION

Click on a video to see a 10 minute sample of each type of EBLI activity that is taught throughout the Scope & Sequence.



**Kindergarten ETSL**



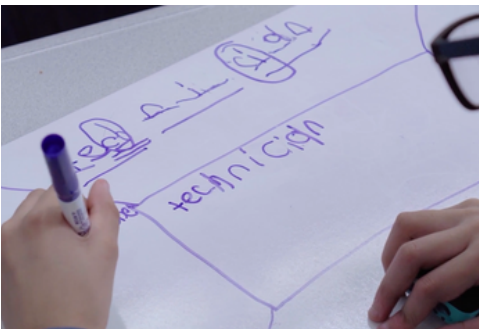
**1st Grade ETSL**




**2nd Grade ETSL**



**3rd Grade ETSL**



**4th Grade ETSL**



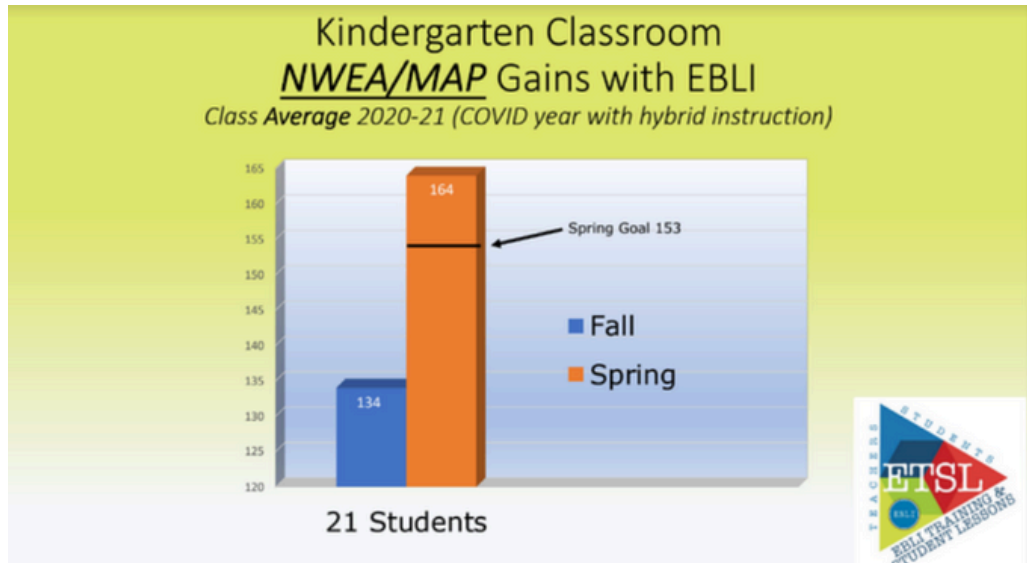
**5th Grade ETSL**

## WHAT ARE THE BENEFITS OF EBLI?

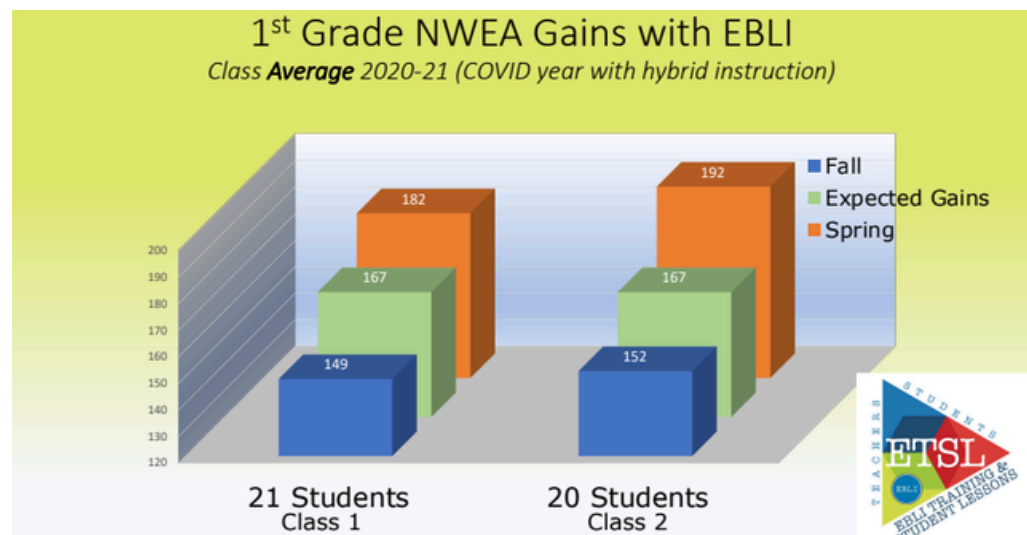
- Accelerated literacy learning
- Improves student engagement and confidence
- Decreases disruptive student behavior and time spent on disciplinary action
- Increase in state and district literacy assessment scores
- Decreases teacher planning and instructional time
- Increases teacher expertise
- Streamlined instruction that requires few materials
- Increased positive feedback at parent conferences

## WHAT ARE EBLI'S RESULTS?

*Data from the 2020/2021 school year.  
Note: Instruction in these classrooms was virtual or hybrid.*

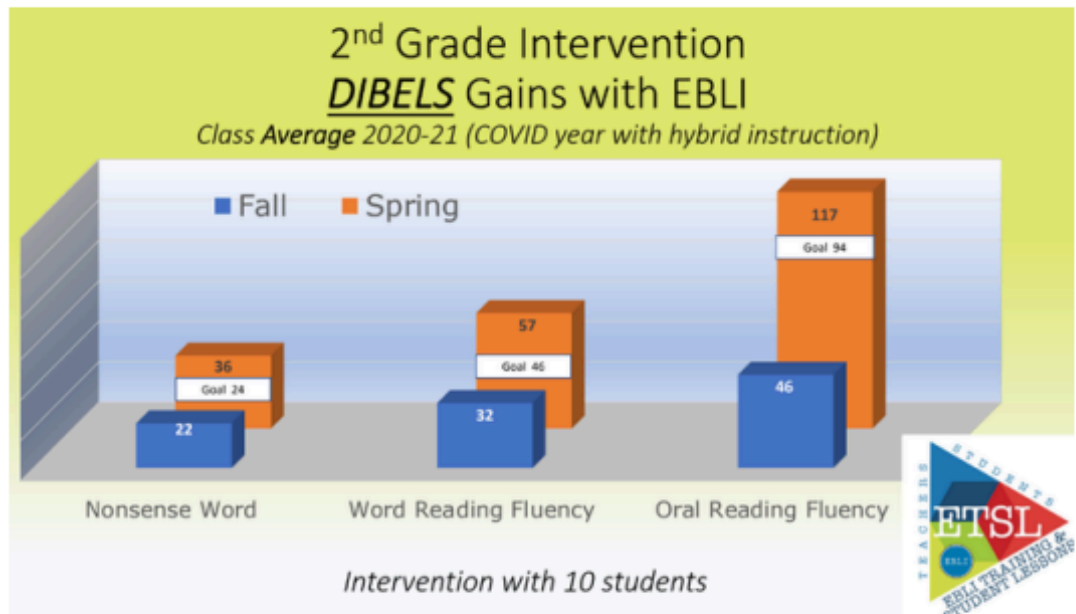



*Incredible results, even during remote learning!*



## 2020/2021 SCHOOL YEAR REPRESENTATIVE DATA

EBLI RESULTS





***EBLI has given me a new insights on how to teach reading, not just in isolation but integrating it into all academic areas! When I teach EBLI it really improves student reading, writing, spelling, fluency, comprehension, and confidence!!! Thank you for your guidance and helping me to become a better teacher!***

***3rd Grade Teacher***

## HOW DO I GET STARTED?

**[CLICK HERE](#)  
TO REGISTER FOR K-5 CLASSROOM ETSL**

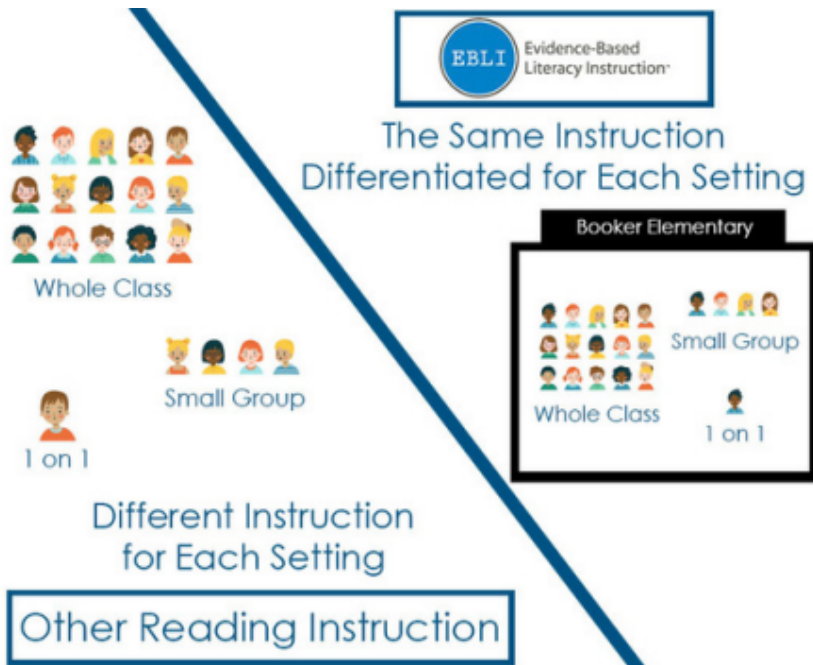
**EBLI has absolutely changed my thinking and teaching after teaching 22 years. Life changing!!**

***1st Grade Teacher***

**”**

***EBLI can be easily embedded into every reading program, but we must be willing to let go of old practices and honestly admit they don't work.***

***Superintendent,  
Former Curriculum  
Director***



## NORA CHAHBAZI FOUNDER AND CEO OF EBLI



As a leading literacy expert, Nora has spent more than 20 years revolutionizing literacy instruction.

She has received recognition for her work in the form of several noteworthy nominations and awards. She is a published author and has been featured in multiple literacy development articles and books.

Nora has collaborated with universities and literacy experts worldwide to advance research and development of reading, writing, and spelling.

She is the literacy consultant for the upcoming documentary *The Truth About Reading*. Nora has been featured in multiple TV and radio interviews and podcasts.

Her focus and mission is to teach the world to read.

### CONTACT INFORMATION

6015 W. Pierson Rd  
Flushing, MI 48433

[Contact Form](#)

Email: [info@ebli.com](mailto:info@ebli.com)

[www.ebli.com](http://www.ebli.com)



*Teaching the World to Read.™*